

BASLER FLIGHT SERVICE, INC.

Wittman Regional Airport  
Oshkosh, WI  
CRS SRVR114B

MAKE & MODEL Cessna 152

REG. NO. 65561 SIN 15281619

SUPERSEDES REPORT DATED: 5/8/89

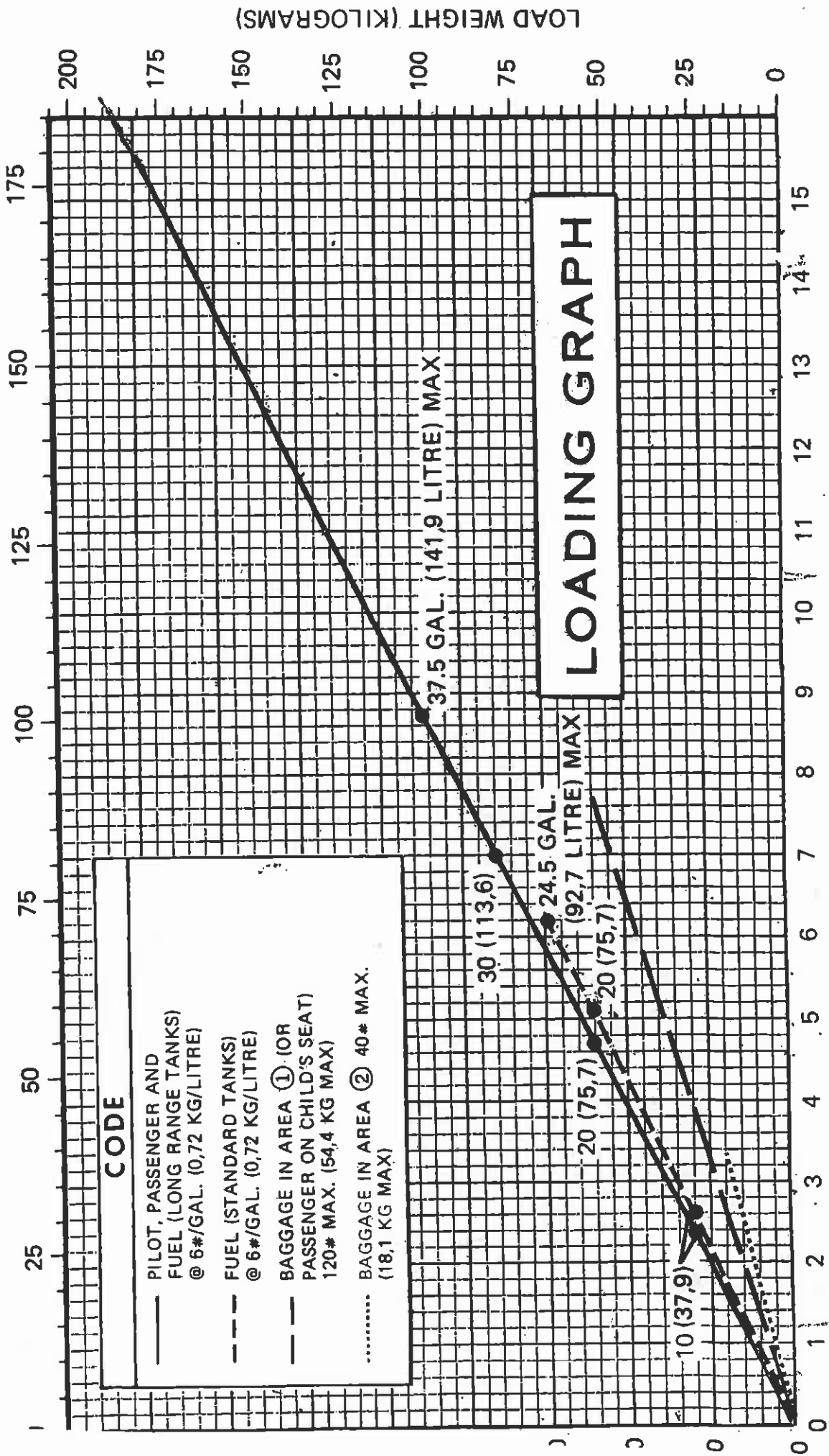
PREPARED BY: Wilson Moberg 2/6/93

WEIGHT & BALANCE REPORT

| ITEM                  | WEIGHT | ARM   | MOMENT   |
|-----------------------|--------|-------|----------|
| Previous empty weight | 1169.9 | 29.95 | 35036.24 |
| Installed:            |        |       |          |
| Arnav R15 Avion C     | 2.6    | 1510  | 39.0     |
| Arnav Antenna         | 1.0    | 38.0  | 38.0     |
|                       | 1173.5 | 29.92 | 35113.24 |

MOMENT 35113.24      EMPTY WT 1173.5 = 29.92  
Empty CG

LOAD MOMENT/1000 (KILOGRAM-MILLIMETERS)




LOAD MOMENT/1000 (POUND-INCHES)

NOTES: Line representing adjustable seats shows the pilot or passenger center of gravity on adjustable seats positioned for an average occupant. Refer to the Loading Arrangements Diagram for forward and aft limits of occupant C.G. range.

Figure 6-7. Loading Graph

AIRPLANE C.G. LOCATION-MILLIMETERS AFT OF DATUM (STA. 0.0)

775 800 825 850 875 900 925

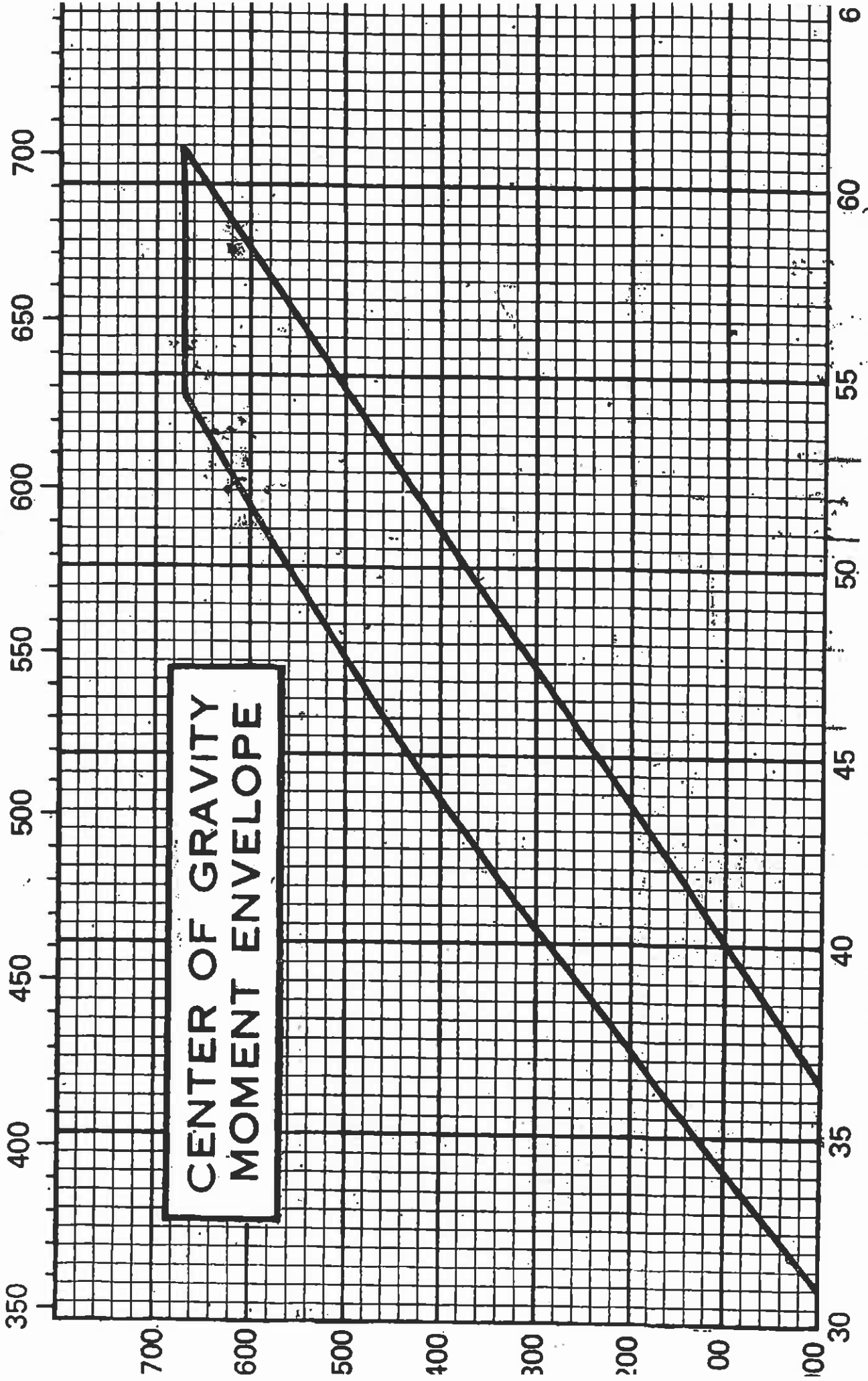


30 31 32 33 34 35 36 37

AIRPLANE C.G. LOCATION-INCHES AFT OF DATUM (STA. 0.0)

Figure 6-9. Center of Gravity Limits

LOADED AIRPLANE MOMENT/1000 (KILOGRAM-MILLIMETERS)



LOADED AIRPLANE MOMENT/1000 (POUND-INCHES)

Figure 6-8. Center of Gravity Moment Envelope